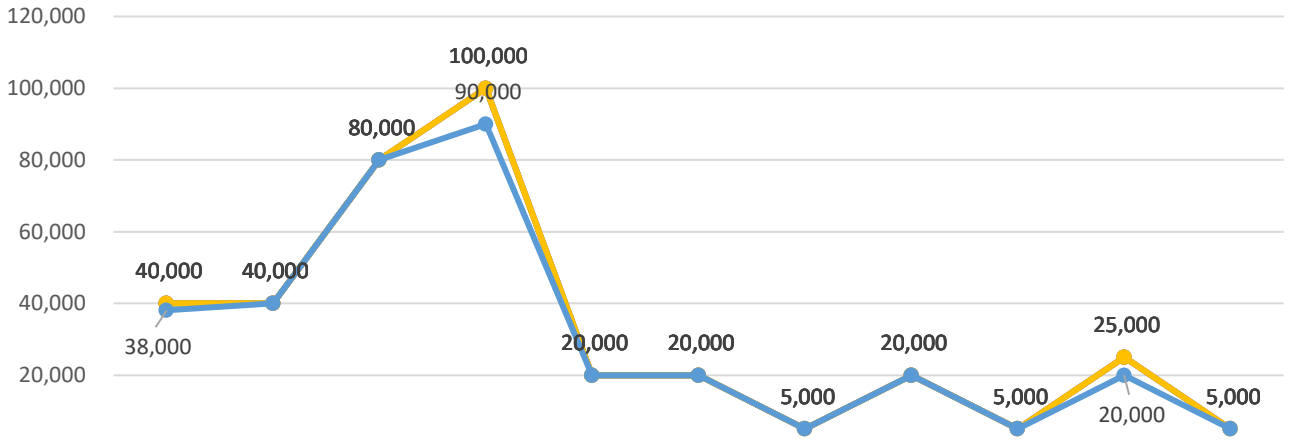
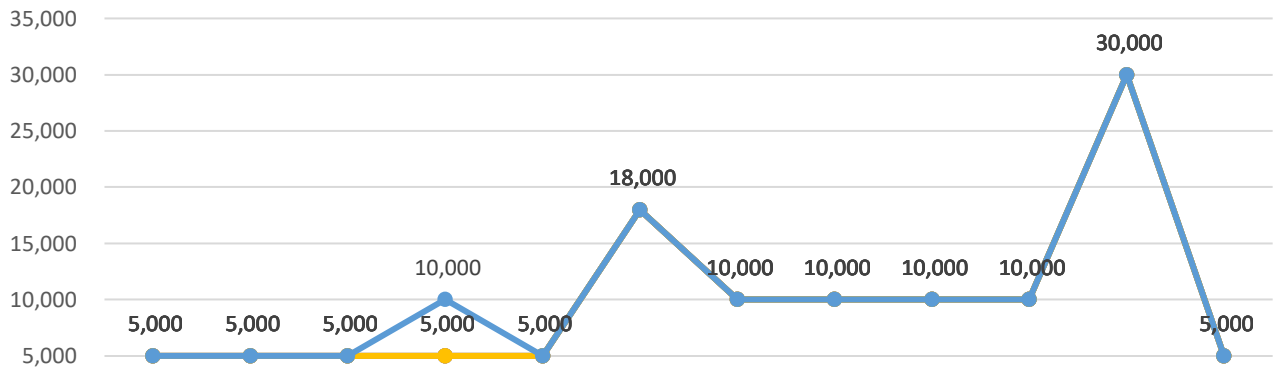


**Grafik Harga Terendah Produk Pertanian
di Pasar Mardika/Batu Merah**



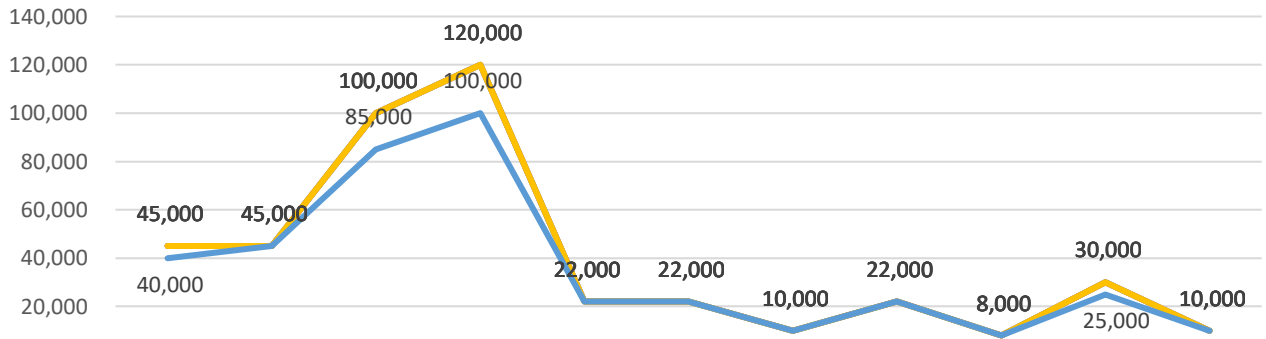
	Bawang Merah (kg)	Bawang Putih (kg)	Cabe Rawit (kg)	Cabe Keriting (kg)	Kentang (kg)	Kubis (kg)	Sawi (ikat)	Wortel (kg)	Bayam (kg)	Buncis (kg)	Kacang Panjang (ikat)
Komoditi											
—●— Senin 3 Juli	40,000	40,000	80,000	100,000	20,000	20,000	5,000	20,000	5,000	25,000	5,000
—●— Selasa 4 Juli	40,000	40,000	80,000	100,000	20,000	20,000	5,000	20,000	5,000	25,000	5,000
—●— Rabu 5 Juli	40,000	40,000	80,000	100,000	20,000	20,000	5,000	20,000	5,000	25,000	5,000
—●— Kamis 6 Juli	40,000	40,000	80,000	100,000	20,000	20,000	5,000	20,000	5,000	25,000	5,000
—●— Jumat 7 Juli	38,000	40,000	80,000	90,000	20,000	20,000	5,000	20,000	5,000	20,000	5,000

**Grafik Harga Terendah Produk Pertanian
di Pasar Mardika/Batu Merah**



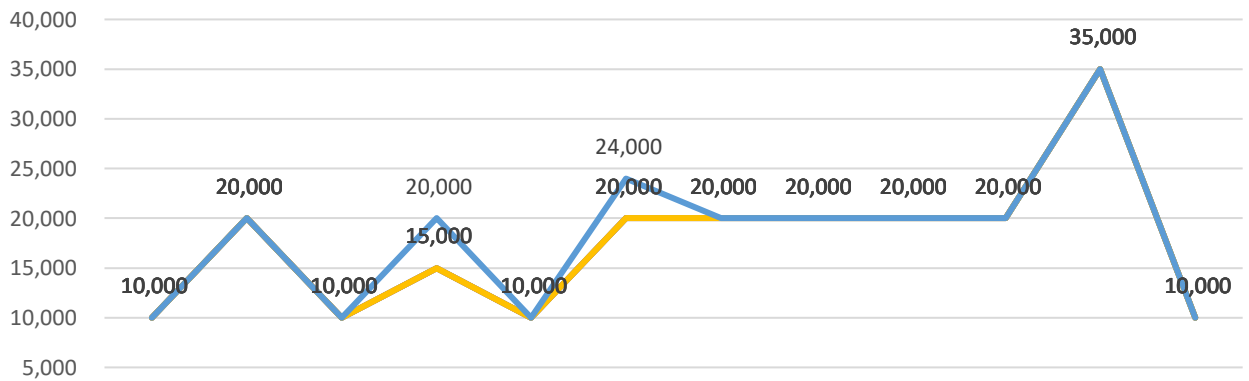
	Kangkung (ikat)	Ketimun (5 buah/ikat)	Labu Siam (3-5 buah/ikat)	Pare (3 buah/ikat)	Terung (6 buah/ikat)	Tomat (kg)	Jagung (3 buah)	Ubi Kayu (Tumpukan)	Ubi Jalar (Tumpukan)	Talas (Tumpukan)	Kacang Tanah (kg)	Daun Melinjo
Komoditi												
—●— Senin 3 Juli	5,000	5,000	5,000	5,000	5,000	18,000	10,000	10,000	10,000	10,000	30,000	5,000
—●— Selasa 4 Juli	5,000	5,000	5,000	5,000	5,000	18,000	10,000	10,000	10,000	10,000	30,000	5,000
—●— Rabu 5 Juli	5,000	5,000	5,000	5,000	5,000	18,000	10,000	10,000	10,000	10,000	30,000	5,000
—●— Kamis 6 Juli	5,000	5,000	5,000	5,000	5,000	18,000	10,000	10,000	10,000	10,000	30,000	5,000
—●— Jumat 7 Juli	5,000	5,000	5,000	10,000	5,000	18,000	10,000	10,000	10,000	10,000	30,000	5,000

Grafik Harga Tertinggi Produk Pertanian di Pasar Mardika/Batu Merah



	Bawang Merah (kg)	Bawang Putih (kg)	Cabe Rawit (kg)	Cabe Keriting (kg)	Kentang (kg)	Kubis (kg)	Sawi (Ikat)	Wortel (kg)	Bayam (kg)	Buncis (kg)	Kacang Panjang (Ikat)
Senin 3 Juli	45,000	45,000	100,000	120,000	22,000	22,000	10,000	22,000	8,000	30,000	10,000
Selasa 4 Juli	45,000	45,000	100,000	120,000	22,000	22,000	10,000	22,000	8,000	30,000	10,000
Rabu 5 Juli	45,000	45,000	100,000	120,000	22,000	22,000	10,000	22,000	8,000	30,000	10,000
Kamis 6 Juli	45,000	45,000	100,000	120,000	22,000	22,000	10,000	22,000	8,000	30,000	10,000
Jumat 7 Juli	40,000	45,000	85,000	100,000	22,000	22,000	10,000	22,000	8,000	25,000	10,000

Grafik Harga Tertinggi Produk Pertanian di Pasar Mardika/Batu Merah



	Kangkung (Ikat)	Ketimun (5 buah/Ikat)	Labu Siam (3-5 buah/Ikat)	Pare (3 buah/Ikat)	Terung (6 buah/Ikat)	Tomat (kg)	Jagung (3 buah)	Ubi Kayu (Tumpukan)	Ubi Jalar (Tumpukan)	Talas (Tumpukan)	Kacang Tanah (kg)	Daun Melinjo
Senin 3 Juli	10,000	20,000	10,000	15,000	10,000	20,000	20,000	20,000	20,000	20,000	35,000	10,000
Selasa 4 Juli	10,000	20,000	10,000	15,000	10,000	20,000	20,000	20,000	20,000	20,000	35,000	10,000
Rabu 5 Juli	10,000	20,000	10,000	15,000	10,000	20,000	20,000	20,000	20,000	20,000	35,000	10,000
Kamis 6 Juli	10,000	20,000	10,000	15,000	10,000	20,000	20,000	20,000	20,000	20,000	35,000	10,000
Jumat 7 Juli	10,000	20,000	10,000	20,000	10,000	24,000	20,000	20,000	20,000	20,000	35,000	10,000